

BRASSICA OLERACEA



Brassicaceae

Brassica is grown outside and an ideal autumn sales item. Ideally suited for pot production or for cut flower use. Sowing out shouldn't be too early: the plants require low temperatures. Treatment with paclobutrazol (Bonzi) is essential to maintain a compact plant habit. The flower size of cut flower varieties is dependent on planting density.

February	March	April	May	June	July	August	September	October
				Sowing: 18 - 20 °C / Fr 1000 pl: 5 g				
						Potting: 6 - 17 cm / sets / 10 - 12 °C		
							Sales	



Media / pH: Rich, limy

Nutrition: High

Pests / diseases: Caterpillars, real and false mildew, aphids, slugs

POT VARIETIES

Round leaved

- B036 F1 'Pigeon Victoria', pink leaves with green outer leaves. 
 B037 F1 'Pigeon White', white leaves with bright green outer leaves. 
 B035 F1 'Pigeon Purple', Deep Purple leaves.



Brassica 'Pigeon Victoria'










Brassica 'Pigeon Purple'



Brassica 'Pigeon White'




Fringed leaved

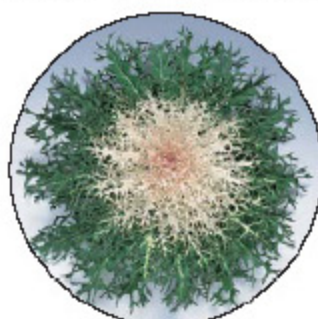
- F953 'Nagoya Red', fringed. 
 F974 'Nagoya Rose', fringed. 
 F954 'Nagoya White', fringed. 
 F949 'Nagoya' Mix, fringed. 
 F987 'Osaka Pink', curled. 
 F951 'Osaka Red', curled. 
 F984 'Osaka White', curled. 




Brassica 'Nagoya' Mix

Feather leaved

- B045 F1 'Coral Queen', contrasting colours of rose & green leaves. 
 B046 F1 'Coral Prince', contrasting colours to compliment coral queen. 
 B040 F1 'Peacock Red', deep red leaves. 
 B041 F1 'Peacock White', frilly white inner leaves, green outer leaves.



Brassica 'Peacock White'



Brassica 'Peacock Red'



Brassica 'Coral Queen'



Brassica 'Coral Prince'

CUT FLOWER VARIETIES

- B011 'Crane White'. 
 B010 'Crane Red'.



Brassica 'Crane White'



Brassica 'Crane Red'

